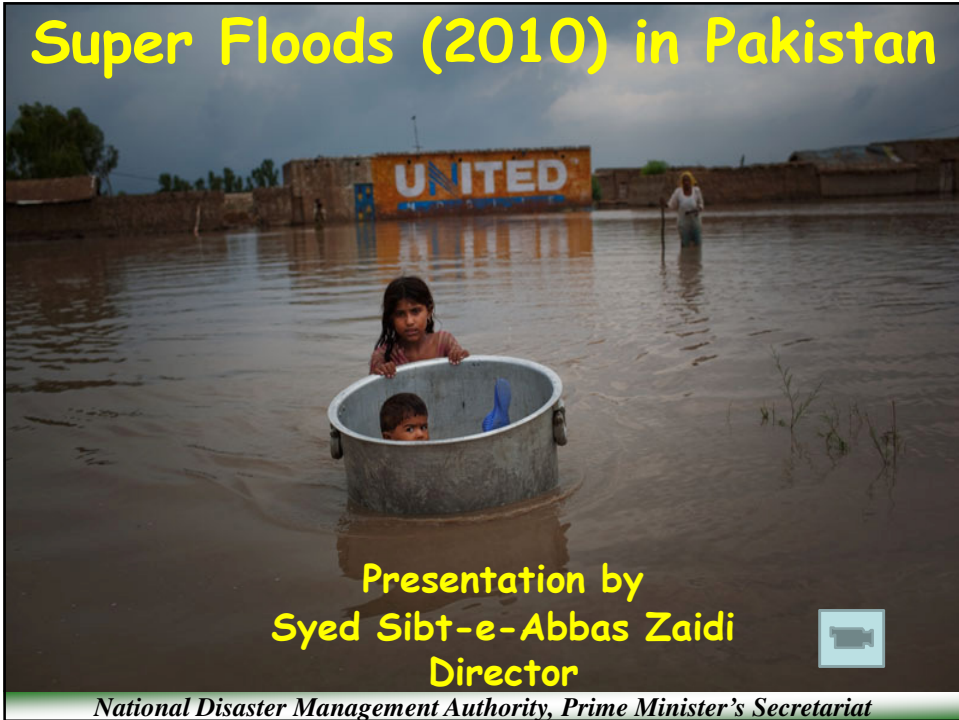


# Super Floods (2010) in Pakistan



Presentation by  
**Syed Sibte-Abbas Zaidi**  
Director



*National Disaster Management Authority, Prime Minister's Secretariat*



*National Disaster Management Authority, Prime Minister's Secretariat*



## Chronology - Floods 2010

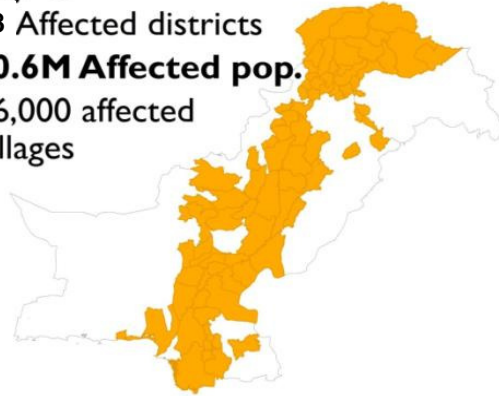
Pakistan Floods | 13 of Sept. 2010

Day 48

78 Affected districts

**20.6M Affected pop.**

16,000 affected  
villages



*National Disaster Management Authority, Prime Minister's Secretariat*




## Affects - Floods 2010

• Districts	-	78 / 141
• Population	-	20 m
• Deaths	-	1985
• Injured	-	2946
• Area	-	100,000 Sq Km
• Cropped area	-	2.03 m hec (21%)
• Houses	-	1.6 m

*National Disaster Management Authority, Prime Minister's Secretariat*

4

 <b>Damage and Cost</b>		
Sector	Damages	Cost (US \$)
Agriculture & live stock	2.1 m ha agriculture land, 0.3 m Large & 1.2 m Small animals	5.1 Bn
Houses	1.6 m	1.588 Bn
Communication	25088 Km	1.328 Bn
Financial sector	90 banks, 10 ATMs	674 m
Education	10,436 education centers	311 m
Energy	92 plants, 32 grids, 3000 km line	309 m
Private sector	146 industries, 0.1 m hotels / shops	282 m
Irrigation		278 m
Water & Sanitation	6841 schemes	109 m
Governance & Environment	1457 structures	82 m
Health	515 health facilities	50 m
<b>Overall Damages 10.056 Bn \$</b>		





## Response Framework

- **Rescue & Relief** - Jul 10 - Jan 11
- **Early Recovery** - Sep 10 - Dec 11
- **Rehab & Reconstruction** - Jan 11 onwards

*National Disaster Management Authority, Prime Minister's Secretariat*

7



## Rescue & Relief



## Rescue

### ➤ Mode

- Helicopters- 88
- Hovercrafts- 4
- Boats - 1238
- Field Rescue Teams



➤ **People Rescued : 1.4 m**



*National Disaster Management Authority, Prime Minister's Secretariat*

9




## Relief


- Food
- Shelter
- Health
- WASH




*National Disaster Management Authority, Prime Minister's Secretariat*


10

 <b>Relief Provided</b>	
<b>Food</b>	
Food items (Tons)	.409 m
Meal Ready to Eat (No)	10.76 m
<b>Shelter</b>	
Tents	489,177
Tarpaulin	931,317
Blankets	1,918,483
Plastic mats	129,537
Mosquito nets	290,262
Kitchen sets	412,401
<i>National Disaster Management Authority, Prime Minister's Secretariat</i>	
11	

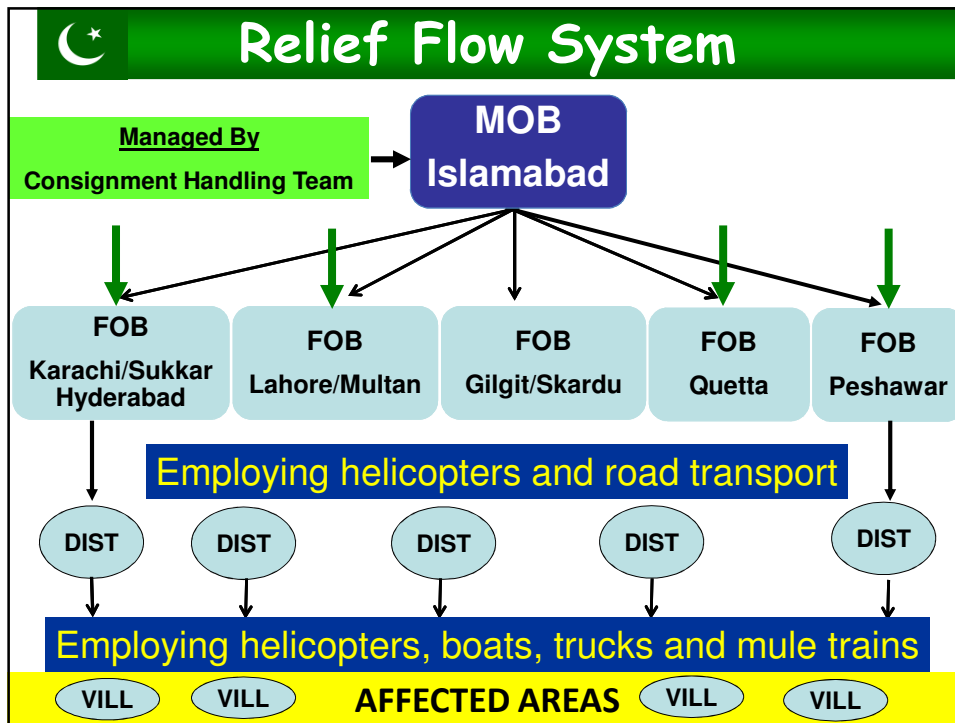
 <b>Relief Provided</b>	
<b>Health</b>	
Medicines (Tons)	428
Hygiene kits	160,470
Water purification tablets	250 m
Medical consultations	22.6 m
<b>WASH</b>	
Water purification kits/buckets/units	15,167
Water purification plants	70
De-watering pumps	42
<i>National Disaster Management Authority, Prime Minister's Secretariat</i>	
12	

 <b>Foreign Assistance</b>		
Location	No of Flights	Total
Islamabad	151	234
Multan	23	
Peshawar	19	
Quetta	06	
Karachi	32	
Lahore	03	
<b>NATO</b>		
<b>Commercial Airlines</b>		58

*National Disaster Management Authority, Prime Minister's Secretariat* 13

 <b>Direct Donations</b>	
<ul style="list-style-type: none"> <li>➤ Oman</li> <li>➤ UAE</li> <li>➤ KSA</li> <li>➤ Libya</li> <li>➤ Palestine</li> <li>➤ Japan</li> <li>➤ Austria</li> <li>➤ Kuwait</li> </ul>	<p>Dispatched to the Provinces by the respective embassies in consultation with NDMA</p>

*National Disaster Management Authority, Prime Minister's Secretariat* 14



## Relief Assistance

Province/Region	Aircraft	Trucks
Punjab	64	86
Khyber Pakhtunkhwa	8	83
Sindh	90	132
Balochistan	53	26
Gilgit-Baltistan	103	43
Azad Jammu & Kashmir	-	12
<b>Total</b>	<b>318</b>	<b>382</b>

*National Disaster Management Authority, Prime Minister's Secretariat*





## Agencies/Manpower Employed

- **Armed Forces**
  - **Army** - **87,000 troops**
  - **Navy** - **1100 troops**
  - **PAF** - **1200**
  - Total** - **90,000 (approx)**
- **PHF** - **43 x INGOs**
- **NHN** - **158 x NGOs**
- **UN Organizations**

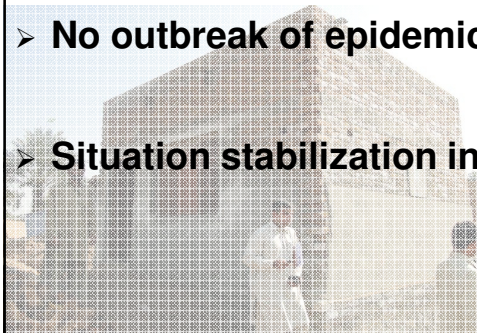
*National Disaster Management Authority, Prime Minister's Secretariat*

17



## Success Story - Rescue & Relief Phase

- **Minimum number of deaths**
- **No second wave of deaths**
- **No outbreak of epidemic**
- **Situation stabilization in minimum time**



*National Disaster Management Authority, Prime Minister's Secretariat*

18



## Coordination Fora

### ☾ Coordination - Relief Activities

- **Federal Level**
  - **Operational group**
  - **Strategic group**



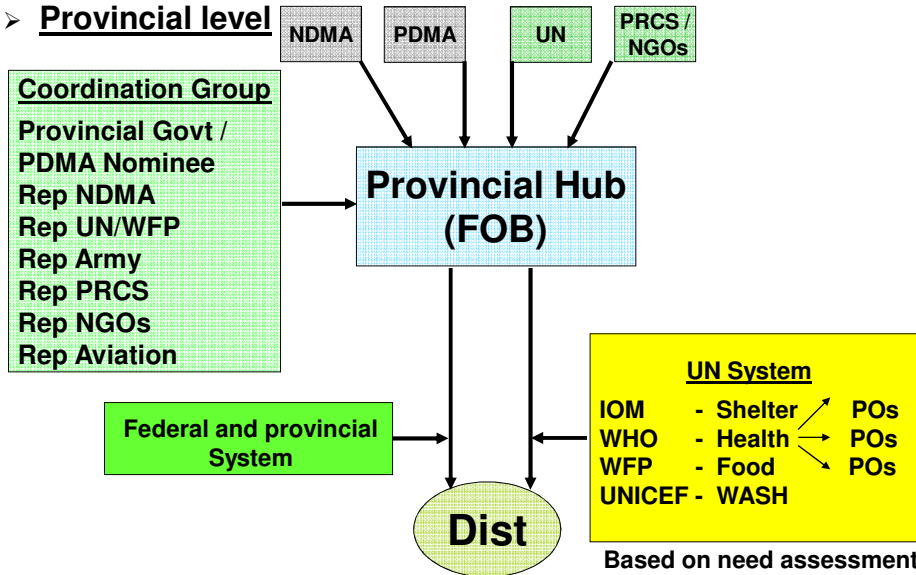
*National Disaster Management Authority, Prime Minister's Secretariat*

20



## Coordination - Relief Activities

### Provincial level



National Disaster Management Authority, Prime Minister's Secretariat

21



## Coordination - Aviation Support

Lead - Commander Aviation Command

### Members

- Rep NDMA
- Rep PAF
- Rep Military Operation Directorate
- Rep US Air Force/Army
- Rep World Food Programme (WFP)

National Disaster Management Authority, Prime Minister's Secretariat

22

# Pakistan Floods Emergency Response Plan 2010 - PFERP

*National Disaster Management Authority, Prime Minister's Secretariat*



## PFERP

- UN launched initial Flash Appeal worth \$ 459 Mn in Aug 2010
- Revised appeal for \$ 1.96 Bn launched on 5th Nov 2010 by UN/GOP
- Projects under PFERP were scrutinized by NDMA on behalf of GOP
- Projects with an overhead cost of more than 20% of the total cost were not financed with the exception of projects in the health sector
- Ceiling imposed on the UN agencies in terms of the proportion of the costs to cover the administration costs of the projects

*National Disaster Management Authority, Prime Minister's Secretariat*

24



## PFERP

### Clusters:

- Agriculture
- Food Security
- Community Restoration
- Camp Coordination & Camp Management (CCCM)
- Education
- Health
- WASH
- Nutrition
- Social Protection
- Shelter
- Logistics
- Coordination and Support Services

*National Disaster Management Authority, Prime Minister's Secretariat*

25



## Breakdown of Appealing Agencies

Appealing Agency	Total Projects	Appealing Amount (\$ in million)
UN	80	1,339
INGO	134	478
NGO	218	144
<b>Total</b>	<b>432</b>	<b>1,961</b>

*National Disaster Management Authority, Prime Minister's Secretariat*



## Funding State - Response Plan

- **Timeline** - Jul 2010 - Dec 2011
- **Overall Appeal**
  - **Projects** - 432
  - **Total Requirement** - \$ 1,963 million
  - **Total Received** - \$ 1,318 m (67%)
  - **Unmet Requirements** - \$ 645 million



National Disaster Management Authority, Prime Minister's Secretariat

27



## Funding State - Response Plan

- **Relief**
  - **Projects** - 152 (43)
  - **Amount** - \$ 929,537,429 Mn
  - **Received** - \$ 719,168,832 Mn (77%)
- **Early Recovery**
  - **Projects** - 252 (67)
  - **Amount** - \$ 980,858,932 Mn
  - **Received** - \$ 443,241,571 Mn (45%)
- **Relief/Early Recovery**
  - **Projects** - 28
  - **Amount** - \$ 53,076,875 Mn
  - **Received** - \$ 26,911,743 Mn (51%)



National Disaster Management Authority, Prime Minister's Secretariat

28



## Early Recovery



### Early Recovery - Principles

- Address the needs of most vulnerable and socially disadvantaged groups
- Develop and restore capacities
- Secure human development gains
- Reduce crisis risk
- Promote independence and self sufficiency/community participation
- National NGO participation
- Support self sufficiency
- Establish transparency and accountability
- Localizing support
- Mainstream gender sensitivity



# Early Recovery

## ➤ Focus

➤ Shelter

➤ Agriculture & Food Security

➤ Health & Nutrition

➤ Education

➤ Water & Sanitation

➤ Governance

➤ Non Farm Livelihood

➤ Community infrastructure



**Disaster Risk Reduction**



**Gender Equality**



**Environmental**



**Protection**

*National Disaster Management Authority, Prime Minister's Secretariat*

31



## Implementation of ER





## ER Implementation Structure

- **Ownership** - **NDMA & RC/UNDP**
  - **Federal level**
    - ER Strategic Group
    - ER Working Groups
    - SWG/TWG
  - **Provincial level**
  - **District level**
- ER Advisors
  - SPU
  - ER Provincial Coordinators**
  - ER District Coordinators**

*National Disaster Management Authority, Prime Minister's Secretariat*





## Early Recovery Funding

Sector	Projects		
	Total	Funded	Funding Received US\$
Agriculture and Food	32	12	172,435,654
Community Restoration	75	13	75,384,130
Education	??	3	32,194,738
Health and Nutrition	40	14	38,033,792
Housing	30	11	63,863,500
Protection	26	5	13,940,420
Water and Sanitation	27	9	47,389,337
<b>TOTAL</b>	<b>252</b>	<b>67</b>	<b>443,241,571</b>

*National Disaster Management Authority, Prime Minister's Secretariat*

34

 <b>Sectoral Working Group (SWG)</b>		
Sector	Lead Ministry	Un Lead
Agriculture & Food Security	Food & Agriculture	FAO/WFP
Health & Nutrition	Health	WHO/UNICEF
Education	Education	UNICEF
Water & Sanitation	NDMA	UNICEF
Housing	NDMA	UN Habitat
Governance	NDMA	UNDP

 <b>SWG/TG</b>		
Sector	Lead Ministry	Un Lead
Non Farm Livelihood	NTB	ILO
Community Infrastructure	NDMA	UNDP
Disaster Risk Reduction	NDMA	UNDP
Gender & Child	NDMA	UN Women
Environment	NDMA	UNDP
Protection	NDMA	UNHCR

*National Disaster Management Authority, Prime Minister's Secretariat*



## Coordination

### ➤ Three tiers implementation structure

#### Federal Level

- Early Recovery Strategic Group (ERSG)
- Early Recovery Working Group (ERWG)
- Sectoral Working Group/Thematic Working Group (SWG/TWG) ▶  
(NDMA, PDMAs, UN, Donors, Ministries, NHN & PHF)

#### Provincial Level

- ERWG
- SWG/TWG  
(PDMAs, UN, Line Deptt & I/NGOs)

#### District Level

Implementation & reporting of Projects  
(DCO, IPs, Line Deptts, Trade bodies & I/NGOs)

*National Disaster Management Authority, Prime Minister's Secretariat*

37



## Responsibilities - ERWG

Level	Mandate
Federal	<ul style="list-style-type: none"> <li>•Formulation and review of policy guidelines</li> <li>•Aggregate gap and needs analysis</li> <li>•Leveraging additional resources</li> <li>•Prioritization and sequencing</li> <li>•Linking ER and reconstruction</li> </ul>
Provincial	<ul style="list-style-type: none"> <li>•Implementation planning</li> <li>•Monitoring of implementation and data collection/collation</li> <li>•Regionally disaggregated gap and needs identification</li> <li>•Feedback to the federal ERWG</li> </ul>
District	<ul style="list-style-type: none"> <li>•Monitoring of implementation and data collection</li> <li>•Clearing the institutional and procedural bottlenecks</li> <li>•Feedback to the provincial ERWG</li> </ul>



## Watan Card

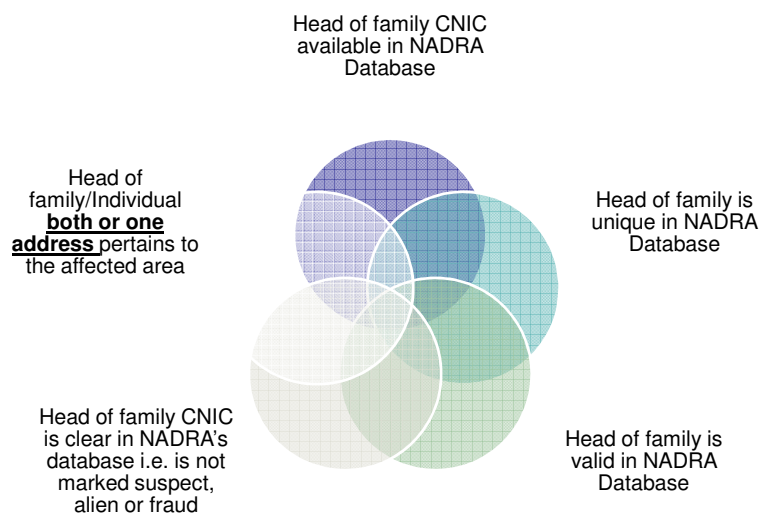


National Disaster Management Authority, Prime Minister's Secretariat

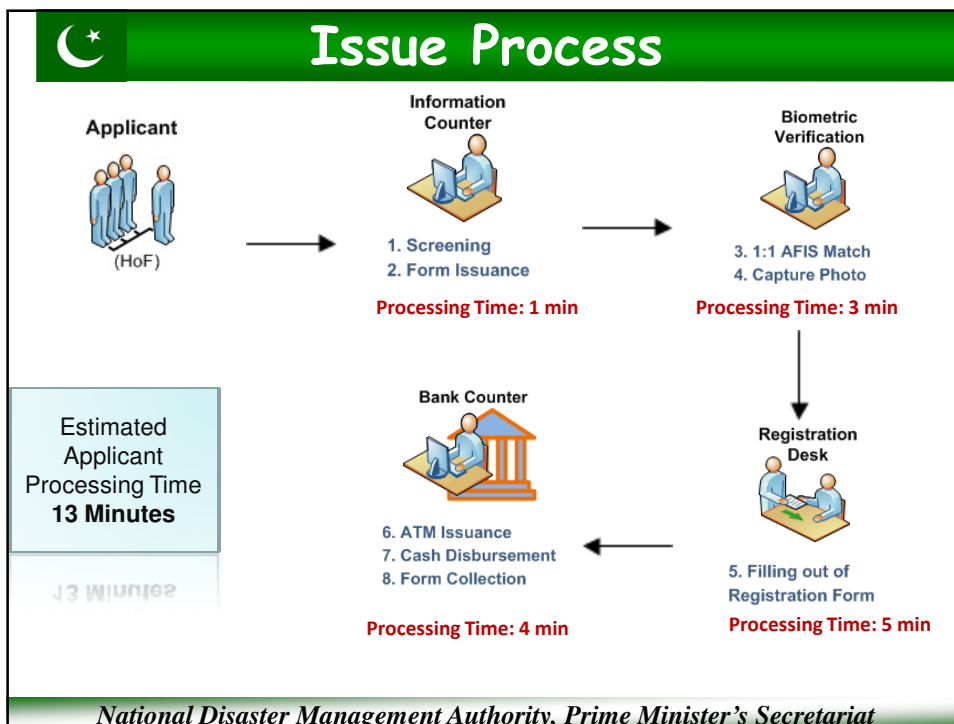
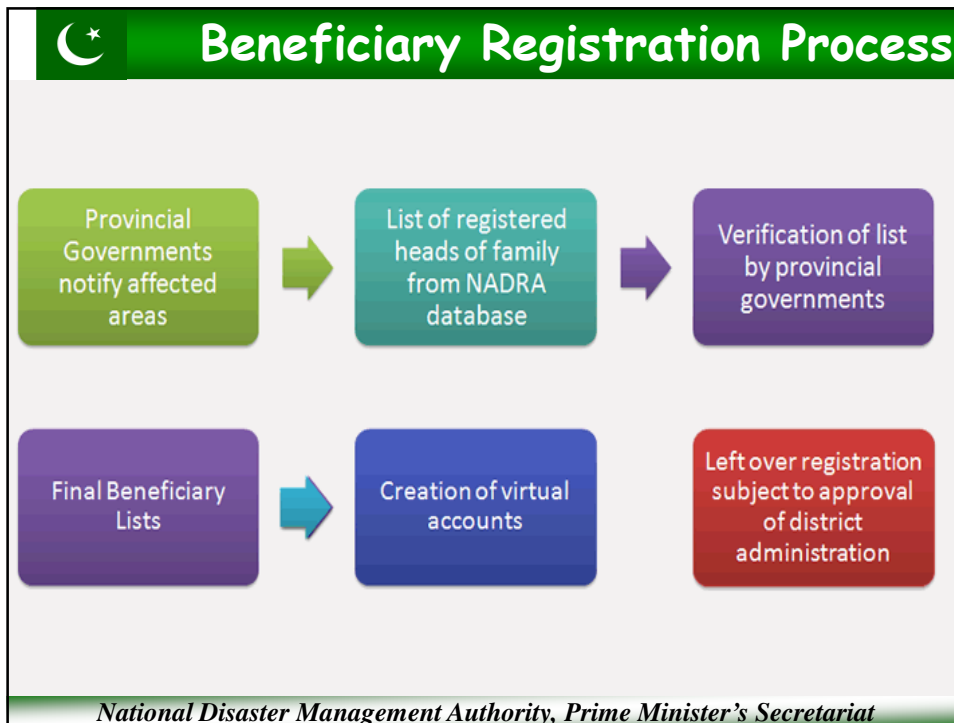
39



## Eligibility Criteria



National Disaster Management Authority, Prime Minister's Secretariat





## Cash Disbursement



### WATAN CARD DATA

Beneficiaries	1,731,766
Cards processed	1,637,717
Cards Issued	1,635,168
Cards Activated	1,580,954
Cards Not Verified	32,690
Amount disbursed	Rs 30.17 Bn
Distribution points	127

**Overall Coverage 94 %**

National Disaster Management Authority, Prime Minister's Secretariat

43



## Cash Disbursement



Head of Families	Planned	Processed	Percentage
Female	1,47,492	138,642	94%
Disables (Persons with Disabilities (PWD))	21,371	19,875	93%
Minorities	13,827	13,135	95%

National Disaster Management Authority, Prime Minister's Secretariat

44



## Challenges

### State Capacity

Limited capacity at multiple levels of government

Resource constraints

Lack of capacity for relief provision at provincial level

Lack of surge capacity

### Stakeholder Capacity

Capacity gaps also experienced by UN agencies/N/INGOs

Short-term deployment of UN and INGO personnel

Capacity gap in camp management, food distribution and systems development particularly prevalent in South Punjab and Sindh

*National Disaster Management Authority, Prime Minister's Secretariat*

45



## Challenges

### Coordination

One of the most challenging aspects of the relief phase

- Center-province
- Government-UN
- Inter-agency
- Within humanitarian community
- NDMA-PDMA
- UN leadership

### GoP/UN Relationship

Key areas of contention between GoP and UN

- NATO assistance in relief transport
- Terminologies, project approval and launch of appeal
- End of relief phase
- Information management and M&E

*National Disaster Management Authority, Prime Minister's Secretariat*



## Challenges

### Civil-Military Cooperation

Information sharing between military and humanitarian community

### Watan Cards

Cash transfer to affected communities

Lengthy grievance redressal system, targeting vulnerability and access issues

### Role of Media

Media initially focused on strong criticism of government

Politicization of the relief effort

Hampered government fund-raising efforts

*National Disaster Management Authority, Prime Minister's Secretariat*



## Lessons Learnt/Recommendations

Proper resourcing of NDMA/PDMAs is required through sufficient funding and staffing

Government Ministries and agencies should identify officers for training for future secondment to NDMA during disasters

Networking comprising all key stakeholders should be regularly done periodically (preferably quarterly in 'peace' time) to prepare for a cohesive response for all disasters.

At the district level, DDMA's require strengthening through the allocation of dedicated personnel and equipment

Joint Aviation Coordination Cell must be established until NDMA has a dedicated air rescue team.

*National Disaster Management Authority, Prime Minister's Secretariat*

48





## Lessons Learnt/Recommendations

An incident command system, as envisaged in the NDM Act 2010, needs to be operationalized for future disasters

There should be permanent threat specific warehousing of likely required relief stores established in different regions

Donors and major humanitarian actors need to assist the development of the capacity of local organizations for effective resource management.

The Cluster System coordinated by UN must be reviewed for cost-effectiveness, efficiency of effort and aid effectiveness.



## Lessons Learnt/Recommendations

A single reporting system is critical to properly monitor aid effectiveness and assist planning.

There should be sufficient autonomy of decision-making capacity at the UN country level rather than decisions taking place at UN Headquarters in New York.

Contingency plans for all disasters must be prepared in consultation with key stakeholders, and regularly reviewed and mock exercises done on a regular basis.

Disaster risk reduction is an investment in a safer future. Donors must be encouraged to fund programmes that focus on reducing the risk to communities

**THANK YOU**

*National Disaster Management Authority, Prime Minister's Secretariat*